

### Features

- High-arch spout with 360° spout rotation offers superior clearance for filling pots and cleaning.
- KOHLER ceramic disc valves exceed industry longevity standards for a lifetime of durable performance.
- Single lever handle is simple to use and makes adjusting water temperature easy.
- Temperature memory allows faucet to be turned on and off at the temperature set during prior usage.
- Flexible connections for easy installation.
- 1.5 gpm (5.7 lpm) maximum flow rate at 60 psi (4.14 bar).

### Adapters, Rough-in and Extension Kits

1012715

Range: 3-1/4" (83 mm) -  
5-3/8" (137 mm)

### Recommended Products/Accessories

- 1054432 1.5 GPM (5.7 l/min) Aerator Kit
- K-77685 Single-Cartridge Water Filtration System
- K-77686 Double-Cartridge Water Filtration System
- K-77687 single replacement filter cartridge
- K-77688 Replacement Filter Cartridges, Two-Pack
- K-23723 Faucet cleaner



ADA

CSA B651

### Codes/Standards






ASME A112.18.1/CSA B125.1  
NSF/ANSI 61  
NSF/ANSI 372  
All applicable US Federal and State material regulations  
DOE - Energy Policy Act 1992  
California Energy Commission (CEC)  
ADA  
ICC/ANSI A117.1  
CSA B651

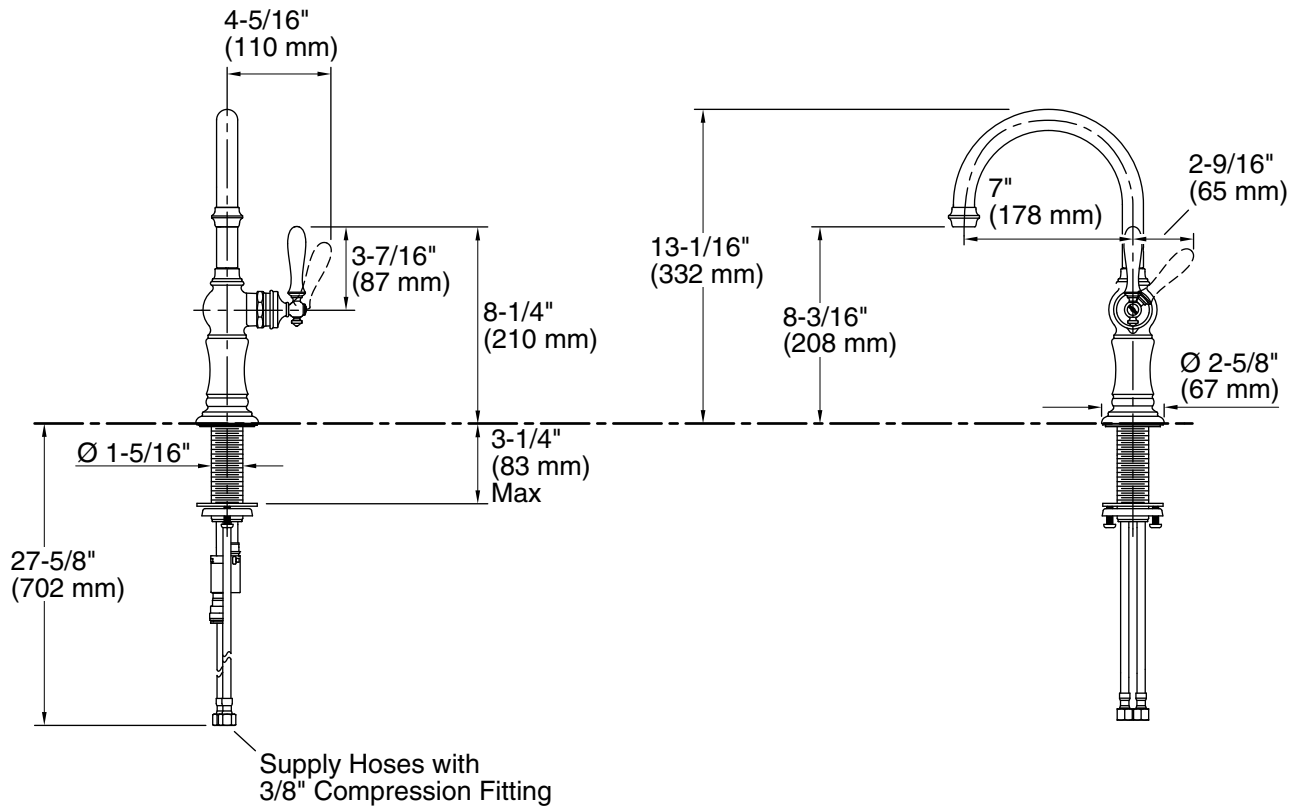
### KOHLER® Faucet Lifetime Limited Warranty

See website for detailed warranty information.

### Available Colors/Finishes

*Color tiles intended for reference only.*

Color	Code	Description
	CP	Polished Chrome
	SN	Vibrant® Polished Nickel
	VS	Vibrant® Stainless
	2BZ	Oil-Rubbed Bronze
	2MB	Vibrant® Brushed Moderne Brass



### Technical Information

All product dimensions are nominal.

#### Spout:

Spout reach: 7" (178 mm)

### Notes

Install this product according to the installation guide.

ADA, CSA B651 compliant when installed to the specific requirements of these regulations.