



Mayfield™

Top-mount Kitchen Sink
K-5964-3

Features

- 27-inch minimum base cabinet width.
- Single bowl.
- 7-3/4-inch depth.
- Three faucet holes.

Material

- KOHLER® enameled cast iron.

Installation

- Top-mount

Recommended Products/Accessories

- K-6003 Sink Rack
- K-6539 Drainboard with Sink Rack
- K-8801 Sink Strainer
- K-8799 Sink Strainer

Optional Products/Accessories

- K-11352 Disposal Flange with Stopper
- K-9000 P-Trap



Codes/Standards








ASME A112.19.1/CSA B45.2

KOHLER® Enameled Cast Iron Kitchen Sink Lifetime Limited Warranty

See website for detailed warranty information.

Available Colors/Finishes

Color tiles intended for reference only.

Color	Code	Description
	0	White
	96	Biscuit
	47	Almond
	55	Innocent Blush™
	Y2	Sunlight
	7	Black Black™
	97	Timberline™

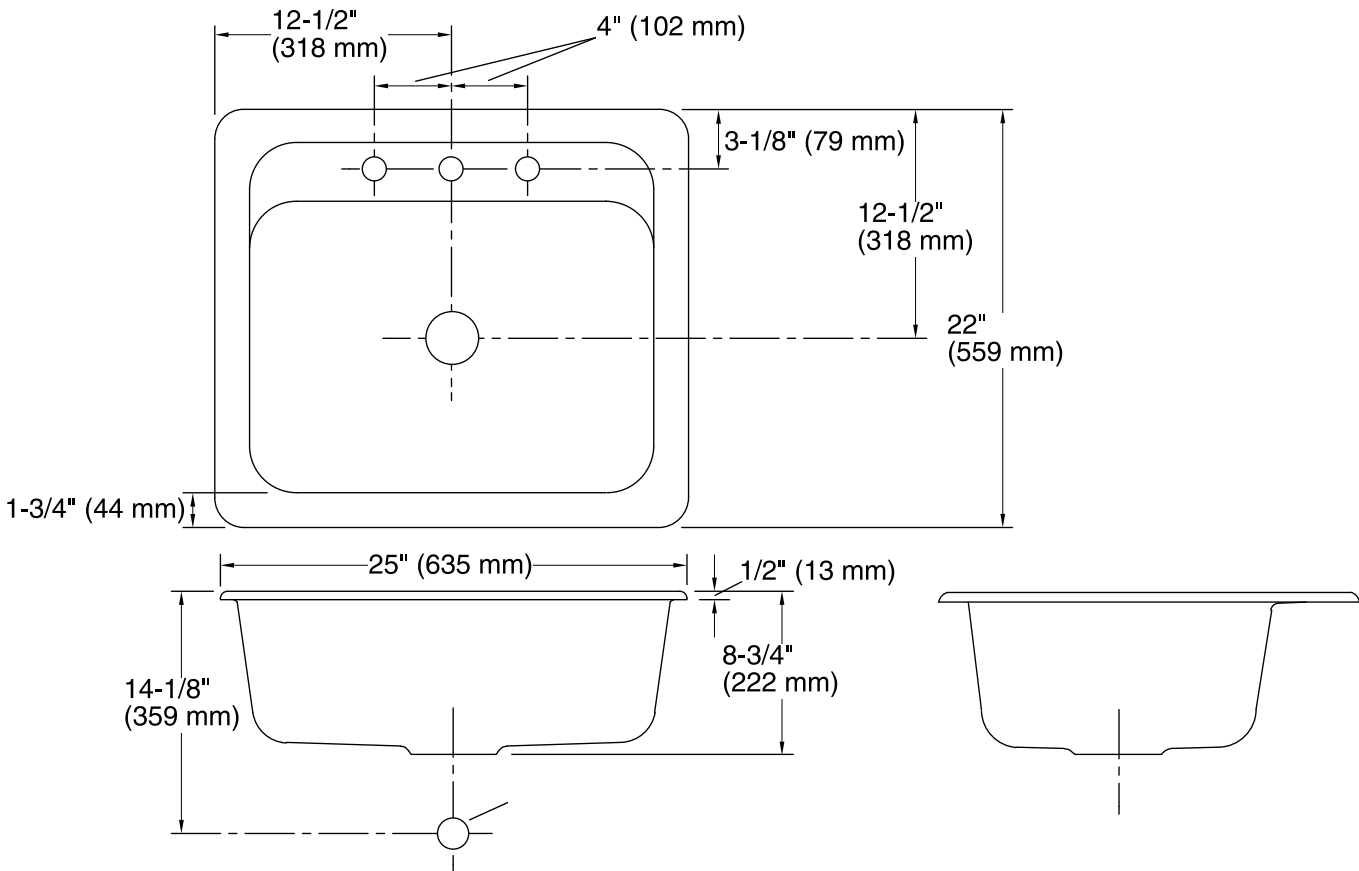
1-800-4KOHLER (1-800-456-4537)

Kohler Co. reserves the right to make revisions without notice to product specifications.

For the most current Specification Sheet, go to www.kohler.com.

12-7-2019 14:42 - US/CA

THE BOLD LOOK
OF **KOHLER**®



Technical Information

All product dimensions are nominal.

Bowl configuration:	Single
Installation:	Top-mount
Cutout:	Top-mount, 23-3/4" x 20-3/4" (603 mm x 527 mm) with 1" (25 mm) radius corners
Min. base cabinet width:	27" (686 mm)
Bowl area:	Length: 22" (559 mm) Width: 15" (381 mm) Bowl depth: 7-3/4" (197 mm) Water depth: 7-3/4" (197 mm)
Number of deck holes:	3
Faucet hole(s):	1-3/8" (35 mm)
Drain hole:	3-5/8" (92 mm)

Notes

Install this product according to the installation instructions.