



Memoirs® Stately

Pedestal/Console Table Bathroom Sink

K-29999-4

Features

- 4" (102 mm) centerset faucet holes.
- Elegant rectangular basin and deck.
- Overflow drain.
- Innovative Supramic technology provides superior strength and ultra-thin edge profiles.
- Combines with the K-30007 Memoirs console table legs to create a Memoirs console table.
- Combines with the K-2267 pedestal to create the K-2344-4 Memoirs pedestal sink.
- Coordinates with other products in the Memoirs collection.

Material

- Fireclay with Supramic technology.

Installation

- Pedestal or console table.

Recommended Products/Accessories

- K-2267 Bathroom Sink Pedestal
- K-30007 Console Table Legs
- K-23726 Drain treatment
- K-23725 Cast iron cleaner



Codes/Standards









ASME A112.19.2/CSA B45.1

KOHLER® One-Year Limited Warranty

See website for detailed warranty information.

Available Colors/Finishes

Color tiles intended for reference only.

| Color | Code | Description |
|---|------|---------------|
|  | 0 | White |
|  | 96 | Biscuit |
|  | NY | Dune |
|  | 95 | Ice™ Grey |
|  | G9 | Sandbar |
|  | K4 | Cashmere |
|  | 58 | Thunder™ Grey |
|  | 7 | Black Black™ |

1-800-4KOHLER (1-800-456-4537)

Kohler Co. reserves the right to make revisions without notice to product specifications.

For the most current Specification Sheet, go to www.kohler.com.

5-15-2022 01:43 - US/CA

THE BOLD LOOK
OF **KOHLER**®



Memoirs® Stately
Pedestal/Console Table Bathroom Sink
K-29999-4

No image available.

This product is a component and not intended to be a standalone installation.

Technical Information

All product dimensions are nominal.

| | |
|-----------------------|--|
| Installation: | Pedestal, Console table |
| Bowl area: | Length: 15-1/2" (394 mm) Width: 11-11/16" (297 mm) Bowl depth: 6-3/4" (171 mm) Water depth: 5-1/4" (134 mm) |
| Number of deck holes: | 3 |
| Drain hole: | 1-3/4" (44 mm) |

Notes

Install this product according to the installation instructions.