

### Features

- No faucet holes; requires wall- or counter-mount faucet.
- Vitreous china.

### Material

- Vitreous china.

### Installation

- Drop-in or vessel.



ADA

CSA B651

### Codes/Standards






ASME A112.19.2/CSA B45.1  
ADA  
ICC/ANSI A117.1  
CSA B651

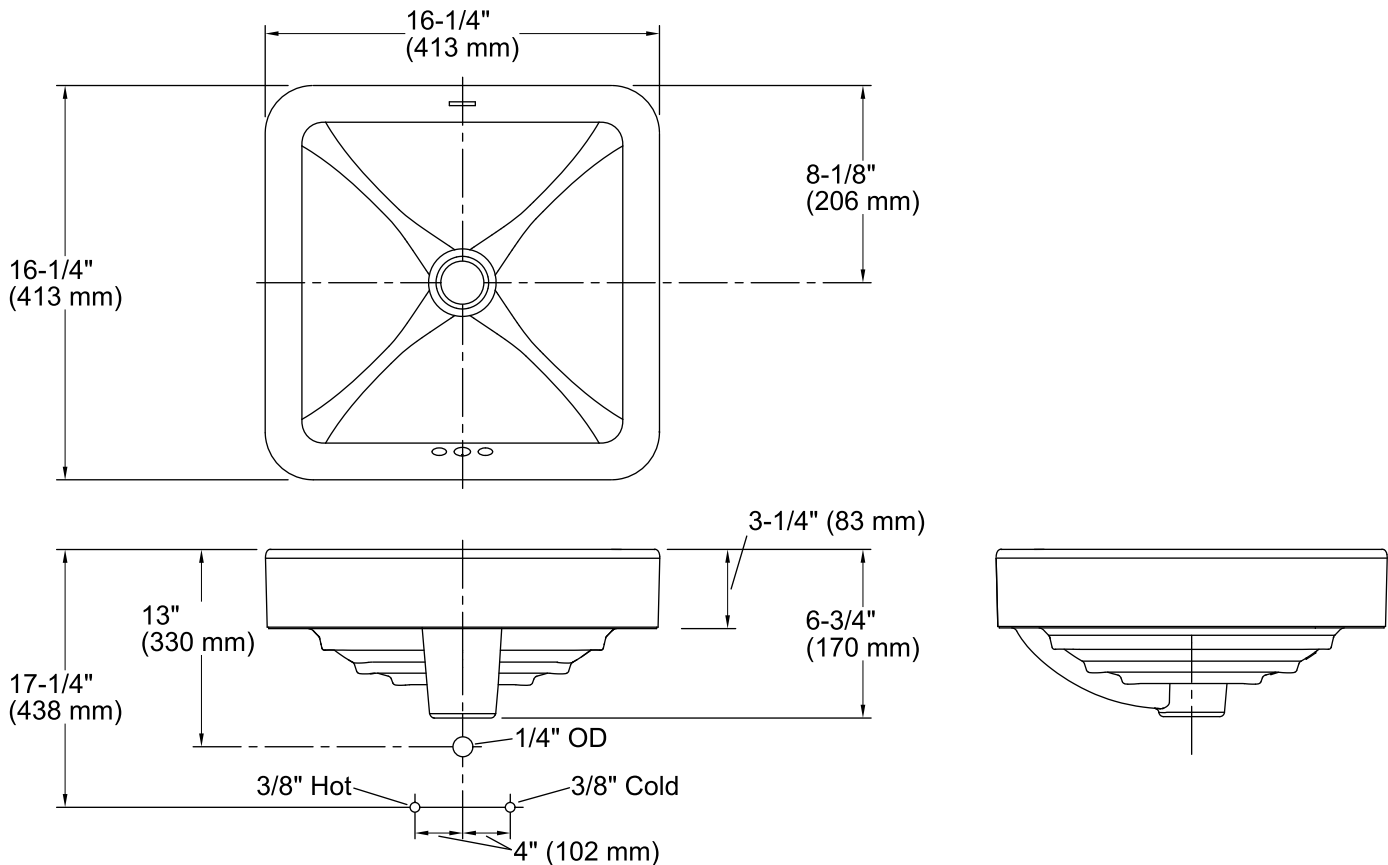
### KOHLER® One-Year Limited Warranty

See website for detailed warranty information.

### Available Colors/Finishes

*Color tiles intended for reference only.*

Color	Code	Description
	0	White
	96	Biscuit
	47	Almond
	95	Ice™ Grey
	7	Black Black™



### Technical Information

All product dimensions are nominal.

Bowl configuration:	Single
Installation:	Vessel
Bowl area (Only):	Length: 15-3/4" (400 mm) Width: 15-3/4" (400 mm) Water depth: 3-3/4" (95 mm)
Drain hole:	1-3/4" (44 mm)
Template:	1144642-7, required, included

### Notes

Install this product according to the installation instructions.

Choose a faucet that will provide adequate clearance and will direct the water stream to the center of the bathroom sink.

**NOTICE:** Countertop manufacturer or cutter must use the cut-out template provided with the product or a current one provided by Kohler Co. (call 1-800-4KOHLER). Kohler Co. is not responsible for cut-out errors when incorrect cut-out template is used.

Product rests on countertop. Consider height when designing installation.

ADA, CSA B651 compliant when installed to the specific requirements of these regulations.