

### Features

- Metal construction.
- Reversible quarter-turn washerless ceramic disc valves.
- Lower flow aerator options are available.
- Pop-up drain with lift rod and tailpiece.
- Lever handles.
- 5-1/2" (140 mm) spout reach.
- 1.2 gpm (4.5 lpm) maximum flow rate at 60 psi (4.14 bar).

### Material

- Brass valve bodies.
- KOHLER finishes resist corrosion and tarnishing.

### Installation

- For 8" - 16" (203 - 406 mm) centers.

### Recommended Products/Accessories

- K-23726 Drain treatment
- K-23723 Faucet cleaner

### Optional Products/Accessories

- 40003 Wrench



### Codes/Standards








- ASME A112.18.1/CSA B125.1
- NSF/ANSI 61
- NSF/ANSI 372
- All applicable US Federal and State material regulations
- DOE - Energy Policy Act 1992
- EPA WaterSense®
- California Energy Commission (CEC)
- ADA
- ICC/ANSI A117.1

### KOHLER® Faucet Lifetime Limited Warranty

See website for detailed warranty information.

### Available Colors/Finishes

*Color tiles intended for reference only.*

Color	Code	Description
	CP	Polished Chrome
	SN	Vibrant® Polished Nickel
	AF	Vibrant® French Gold
	G	Brushed Chrome
	BN	Vibrant® Brushed Nickel
	BV	Vibrant® Brushed Bronze
	RI	Matte Black

1-800-4KOHLER (1-800-456-4537)

Kohler Co. reserves the right to make revisions without notice to product specifications.

For the most current Specification Sheet, go to [www.kohler.com](http://www.kohler.com).

5-21-2022 22:15 - US/CA

THE BOLD LOOK  
OF **KOHLER®**

